



District Report Card: 2017


State: Haryana	District: Jhajjar
Class: 8	Subject: Language
Schools: 51	Students: 1007


Participation/Coverage


Students

<div>GENDER</div> <div></div>	Boys				Girls			
	Number		%		Number		%	
	419		41.61		588		58.39	

<div>AREA</div> <div></div>	Rural				Urban			
	Number		%		Number		%	
	902		89.57		105		10.43	

<div>CATEGORY</div> <div></div>	SC		ST		OBC		GEN	
	Number	%	Number	%	Number	%	Number	%
	416	41.31	0	0.00	269	26.71	322	31.98

<div>CWSN</div> <div></div>	LD	VI	HI	S&LD	ID	Oth
	4	0	3	5	5	1

<div>Management</div> <div></div>	Government			Government-aided		
	Number		%	Number		%
	983		97.62	24		2.38

Average Performance of Students in Language (%)

Overall	Gender		Area		Management		Social Group			
	Male	Female	Rural	Urban	Govt.	Aided	SC	ST	OBC	GEN
60.45	58.28	62.00	60.52	59.81	60.68	51.11	60.06	0.00	59.63	61.64

Performance on Learning Outcomes (LOs)

Learning Outcomes	Description	Average Performance(%)
L813	Read textual/non-textual materials with comprehension and identifies the details, characters, main idea and sequence of ideas and events while reading	60.45

Range of Performance of Students who Answered Correctly							
Below 30%		30% - 50%		50% - 75%		Above 75%	
Number	%	Number	%	Number	%	Number	%
116	11.52	164	16.29	436	43.30	291	28.90

Lowest Performing Learning Outcomes (LOs)

1 - Read textual/non-textual materials with comprehension and identifies the details, characters, main idea and sequence of ideas and events while reading (60.45)